

thank you for your order!
happy printing!

CHRISTMAS NATIVITY KIT

We hope this kit brings joy to you and your family!

tips on printing

I recommend printing all materials on a nice 8.5 x 11 cardstock, glossy or matte finish. These can easily be printed at home, however if you don't want to use up all your ink and want the best quality for your buck, I recommend printing through amazon prints, costco prints, or somewhere local to you like a FedEx Office.

ideas on how to use

- ✦ Cut out the "paper dolls" as shown, and glue the folded bottoms on a large piece of construction paper to create your very own nativity scene!
- ✦ Cut each character out, cutting off the "fold here" tab and laminate them! (At home or at a local print shop like FedEx Office) then add magnets to the back to put on your fridge, or velcro on felt or fabric.
- ✦ Cut out, laminate and punch a hole at the top, loop some twine to create playful ornaments.
- ✦ Use cards as an advent activity leading up to christmas.
- ✦ Hang cards up as a banner, to hang on a wall or over the stockings.
- ✦ Make a set as a stocking stuffer for the kids!
- ✦ The list goes on! Get creative and share on how your using the nativity kit at home!

Purchased files are for personal use ONLY. Commercial use of any kind is strictly prohibited. Purchase of files does NOT transfer copyright or grant a license to re-sell the artwork.

We protect our copyright interests. All artwork, designs, product images, text copy, banners and files are property of Amanda Ratkovich / Lily & Threads. Please refrain from sharing, re-selling, or uploading files, links and product photos.

Unauthorized commercial and non-commercial use of any artwork, designs, product images, text copy, banners, or files from my shop is considered intellectual property infringement. In the event that an infringement is discovered, we may take legal action to protect our copyright.

Joseph



And because Joseph was a descendant of King David, he had to go to Bethlehem in Judea, David's ancient home. He traveled there from the village of Nazareth in Galilee. He took with him Mary, to whom he was engaged, who was now expecting a child.

LUKE 2:4-5

Mary



"Don't be afraid, Mary," the angel told her, "for you have found favor with God! You will conceive and give birth to a son, and you will name him Jesus.

LUKE 1:30-31

Baby Jesus



She gave birth to her firstborn son. She wrapped him snugly in strips of cloth and laid him in a manger, because there was no lodging available for them.

LUKE 2:7

Angel



Suddenly, the angel was joined by a vast host of others—the armies of heaven—praising God and saying, "Glory to God in highest heaven, and peace on earth to those with whom God is pleased."

LUKE 2:13-14

Shepherd



When the angels had returned to heaven, the shepherds said to each other, "Let's go to Bethlehem! Let's see this thing that has happened, which the Lord has told us about." They hurried to the village and found Mary and Joseph. And there was the baby, lying in the manger.

LUKE 2:15-16

Flock of Sheep



That night there were shepherds staying in the fields nearby, guarding their flocks of sheep.

LUKE 2:8

Star



After this interview the wise men went their way. And the star they had seen in the east guided them to Bethlehem. It went ahead of them and stopped over the place where the child was. When they saw the star, they were filled with joy!

MATTHEW 2:9-10

Wise Men






They entered the house and saw the child with his mother, Mary, and they bowed down and worshiped him. Then they opened their treasure chests and gave him gifts of gold, frankincense, and myrrh.

MATTHEW 2:11

Joseph, Mary, & Jesus

CUT OUTLINES INCLUDED



Donkey and an Angel

CUT OUTLINES INCLUDED



Shepherd and his sheep

CUT OUTLINES INCLUDED



Wise Men

CUT OUTLINES INCLUDED



FOLD HERE

FOLD HERE

FOLD HERE

Stable

CUT OUTLINES INCLUDED

